

Grade 1 homework 11/10-11/14




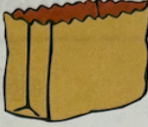


Name: _____



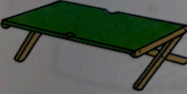



Monday 11/17: Spelling: Spelling homework in **green notebook**. Write words 1-4 3x each. **Reading-** Students should be reading (or read to) for at least 15 minutes daily to strengthen reading skills. (Reading log on last page)

ELA:

Say It Short

Directions: In each box are three pictures. The words that name the pictures have missing letters. Write **a, e, i, o, or u** to finish the words.

	p _ _ n		b _ _ g
	p _ _ n		b _ _ g
	p _ _ n		b _ _ g

	c _ _ t		h _ _ t
	c _ _ t		h _ _ t
	c _ _ t		h _ _ t

Consonant Roundup: B, C, D, F

Beginning consonants are the consonant sounds that come at the beginning of words. Consonants are the letters b, c, d, f, g, h, j, k, l, m, n, p, q, r, s, t, v, w, x, y and z.

Directions: Say the name of each letter. Say the sound each letter makes. Circle the letters that make the **beginning** sound for each picture.




Bb



Cc



Dd



Ff



Bb Dd



Ff Cc



Cc Dd



Ff Bb



Bb Dd



Ff Cc



Cc Dd



Ff Bb

Math:



Greater than

Less than

$25 \bigcirc 45$

$10 \bigcirc 51$

$87 \bigcirc 78$

$45 \bigcirc 54$

$66 \bigcirc 69$

$60 \bigcirc 16$

$12 \bigcirc 12$

$20 \bigcirc 20$

$39 \bigcirc 81$

$3 \bigcirc 86$

$7 \bigcirc 70$

$11 \bigcirc 32$

Tuesday 11/18: Spelling words 5-8 3x each in green notebook.

ELA:


Name _____

Spelling and Thinking


Unit 32
Final ck

Write the spelling word that rhymes.


1. crack, tack




2. clock, lock




3. speck, deck




4. track, sack



5. truck, buck



6. stick, tick



1. back

2. pack

3. neck

4. pick

5. sock

6. duck

School/Home
This unit targets the final ck sound. Ask your child to circle ck in each spelling word.

Final ck

Spelling and Phonics

Write the word that rhymes with the underlined word to solve each riddle.

1. Cargo van for quackers: _____



truck

2. Fast grab: quick _____



quick

3. Painted foot: mock _____

4. Box of small nails: tack _____

5. Kiss from a parakeet: _____



peck

6. Carried behind: _____

pack









back
pack
neck
pick
sock
duck

Name _____

Spelling and Reading

Write the missing spelling words.

Meg's Duck

Meg has a pet  1. Its  2. is brown and  3. is black. Meg let me  4. it up. I fed it a  5. of crackers. When I put it down, it pecked at my  6. I guess it thought I was a worm!

back
pack
neck
pick
sock
duck

1.

2.

3.

4.

5.

6.

Spelling and Writing

A duck is a bird. Ducks spend a lot of time in water, swimming and diving for food. Their bills are wide and flat to scoop up tiny animals and plants in the water. Their feathers are oily and fit tightly together. The feathers make a waterproof coat and help ducks stay on top of the water.

Why do you think ducks have webbed feet? Do any other animals have webbed feet? Why?



More Words for Writing

tuck quack crack cluck

Write the words to finish the sentences.

Mother Hen and Mother Duck carefully 1. their eggs under them. They hear a loud 2. Mother Hen says, "3." Mother Duck says, "4." See what has happened!



1.

2.

3.

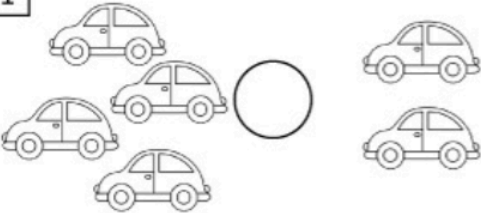
4.

Math:

Greater Than Less Than Worksheet

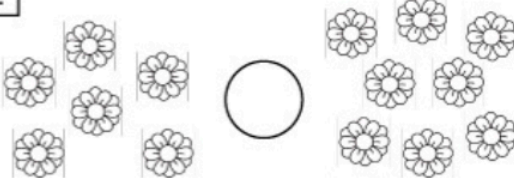
Use Symbol $<$, $>$ or $=$ in the box to make the problem true .

1



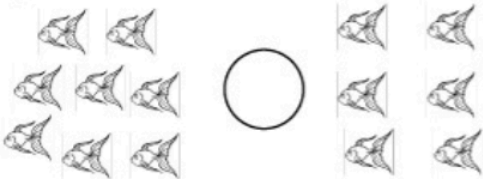
5 cars on the left, 3 cars on the right.

2




7 flowers on the left, 10 flowers on the right.

3




8 leaves on the left, 6 leaves on the right.

4



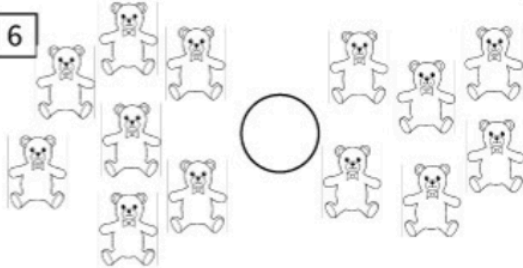
9 oranges on the left, 8 oranges on the right.

5



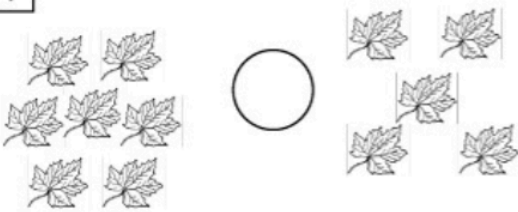
4 stars on the left, 3 stars on the right.

6




9 teddy bears on the left, 8 teddy bears on the right.

7



8 leaves on the left, 6 leaves on the right.

8



9 trees on the left, 10 trees on the right.

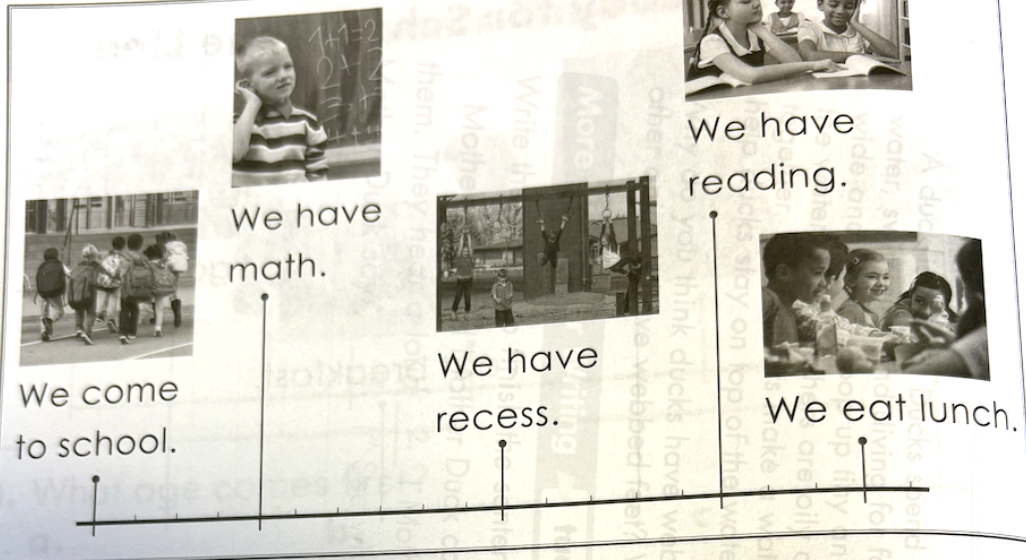
Social Studies:

4

Date: _____

Name: _____

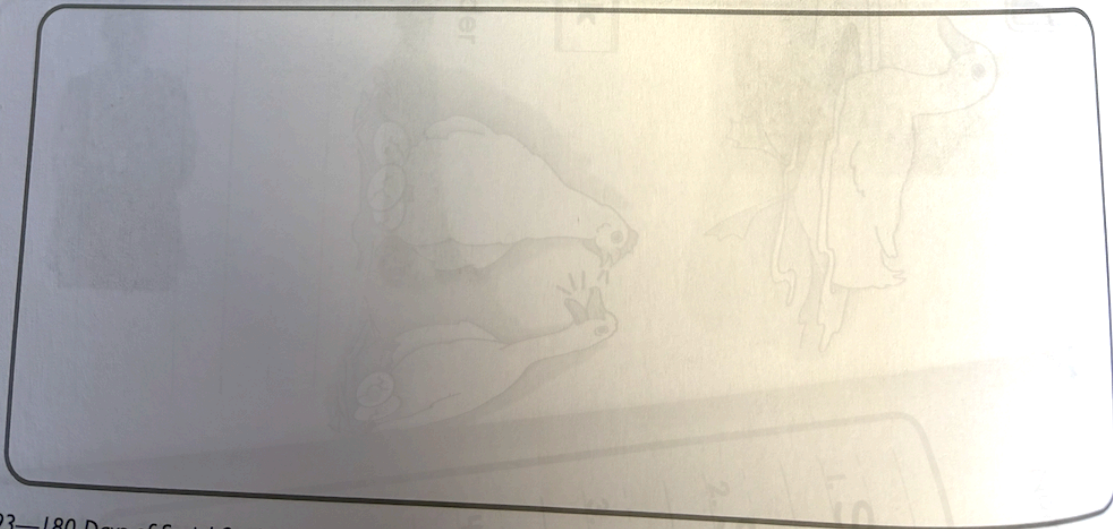
Directions: Read the time line. Answer the questions.



1. When do they have lunch?

- a. before recess
- b. after reading
- c. before school

2. What would you add to this time line? Draw it.



Wednesday 11/19: Spelling words 1-4 3x each in **green notebook** in a colored pencil or colorful pen.

Math:

**Less Than, Equal To,
Greater Than $<$, $=$, $>$**

Name : -

47 <input type="text"/> 47	09 <input type="text"/> 18
25 <input type="text"/> 56	81 <input type="text"/> 59
11 <input type="text"/> 11	44 <input type="text"/> 63
83 <input type="text"/> 98	35 <input type="text"/> 35
67 <input type="text"/> 39	02 <input type="text"/> 20

ELA:

Name: _____

★ READ the story and **CIRCLE** the /th/ words
and **UNDERLINE** the /wh/ words.
Next, **ANSWER** the questions.

On the Path

Garth had a thin white hat. Seth and Beth met him on the path. "Which way?" asked Garth. "That way," said Beth. Garth went with Seth and Beth, and they went on the path.



1. Who had a white hat?

2. Who met Garth on the path?

3. Where did they go?

Social Studies:

Name: _____

Directions: Look at the picture. Read the text. Answer the questions.

Being a Good Citizen at School

We help each other at school. We listen. We share and take turns. We care for our class. We care for our school. We are good citizens at school.



1. How can you be a good citizen at school?
 - a. Run in the classroom.
 - b. Help each other.
 - c. Stop listening to the teacher.
2. What are the students in the picture doing?
 - a. sharing
 - b. crying
 - c. fighting

Thursday 11/20: Spelling words 5-8 3x each in **green notebook** in a colored pencil or colorful pen.

ELA:

Get the Picture?

Directions: Read the sentence. Circle the word that makes sense. Use the picture clues to help you. Then, write the word.

I ride on a _____

bike

hike



I ride on a _____

train

tree



I ride in a _____

car

can



I ride on a _____

bus

bug



I ride in a _____

jar

jet




I ride in a _____

took


truck




Directions: Write the letter that makes the beginning sound for each picture.



_____ar



_____ipper



_____ite



_____etter



_____oat



_____ose



_____un



_____ouse



_____urtle


Social Studies:

Name: _____ Date: _____

Directions: Look at the picture. Read the text. Answer the questions.

Listening

It is story time at school. The teacher reads a story.



1. What are the children doing?
 - a. talking
 - b. yawning
 - c. listening
2. Who do we listen to at school?
 - a. our lunches
 - b. our teacher
 - c. our pets

Week of _____

Weekly Reading Log

*Please fill out every night and turn it in on Friday

Date	Book Title	Minutes Read	Parent Signature
Monday	<hr/> <hr/>	<hr/>	<hr/>
Tuesday	<hr/> <hr/>	<hr/>	<hr/>
Wednesday	<hr/> <hr/>	<hr/>	<hr/>
Thursday	<hr/> <hr/>	<hr/>	<hr/>